



REASONS TO CONSIDER



High Income Potential

PFFV invests in a broad basket of variable rate preferred stock in the U.S., an asset class that has historically offered high yield potential.



Low Expense Ratio

PFFV's expense ratio is half the competitor average.⁽¹⁾



Lower Duration Nature

Variable rate preferreds may offer lower duration profiles than fixed rate preferred issuances.

KEY INFORMATION

Inception Date	06/22/2020
Underlying Index	ICE U.S. Variable Rate Preferred Securities Index
Number of Holdings	57
Assets Under Management	\$214.38 mil
Total Expense Ratio	0.25%
30-Day SEC Yield	8.31%
12-Month Trailing Yield	6.78%
Distribution Frequency	Monthly

TRADING DETAILS

Ticker	PFFV
CUSIP	37954Y376
Exchange	NYSE Arca
Bloomberg IOPV Ticker	PFFVIV
Index Ticker	PFTF

PERFORMANCE (%)

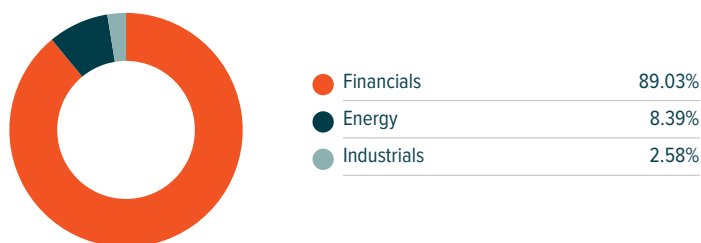
	1M	YTD	1Y	3Y	Since Inception
NAV	-3.19%	3.70%	4.01%	0.47%	2.21%
Market Price	-3.18%	3.33%	3.82%	0.68%	2.23%
Index	-3.18%	3.74%	4.03%	0.64%	2.40%

TOP 10 HOLDINGS (%) *Holdings Subject to Change*


Gs 6.29689 Perp	4.86%	Ath 6.35 Perp	3.26%
Bac 6.45 12/15/66	4.64%	Rga 7 1/8 10/15/52	3.05%
C 9.69643 Perp	4.30%	Nly 10.6317 Perp	2.94%
Ms 6.26957 Perp	4.08%	Gs 6.37689 Perp	2.72%
Usb 6.16957 Perp	3.48%	Wcc 10 5/8 Perp	2.58%

The performance data quoted represents past performance and does not guarantee future results. Investment return and principal value of an investment will fluctuate so that an investor's shares, when sold or redeemed, may be worth more or less than their original cost. Current performance may be higher or lower than the performance quoted. High short-term performance, when observed, is unusual and investors should not expect such performance to be repeated. Returns for periods greater than one year are annualized. [Click here](#) for standard performance as of the most recent quarter-end.

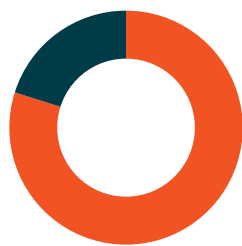
SECTOR BREAKDOWN (%)



CREDIT QUALITY BREAKDOWN⁽²⁾ (%)



All Sector, Industry and Geographic breakdowns, where provided, are based on equity positions held by the ETF and exclude cash, currencies, and other holdings.

COUPON BREAKDOWN⁽³⁾ (%)

Fixed-to-Float/Variable	79.88%
Floating	20.12%

DEFINITIONS

ICE U.S. Variable Rate Preferred Securities Index	The ICE U.S. Variable Rate Preferred Securities Index tracks the performance of floating rate and fixed-to-floating rate exchange-listed U.S. dollar denominated preferred and convertible preferred securities publicly issued in the U.S. domestic market.
12-Month Trailing Yield	The distribution yield an investor would have received if they had held the Fund over the last twelve months, assuming the most recent NAV. The 12-Month Trailing Yield is calculated by summing any income, capital gains and return of capital distributions over the past twelve months and dividing by the sum of the most recent NAV and any capital gain distributions made over the same period.

(1) Expense ratio was 50.0% lower than the competitor average net expense ratio as of 9/30/23, per ETF.com (category: "Fixed Income: U.S. Corporate, Preferred Floating Rate")

(2) Credit Quality Methodology: All rated securities are rated by at least one of the three major rating agencies (Moody's, S&P, & Fitch). If more than one of these rating agencies rated the security, then an average of the ratings was taken to decide the security's rating. Ratings are measured on a scale that generally ranges from AAA (highest) to D (lowest).

(3) Source : Bloomberg as of 10/31/2023

Investing involves risk, including the possible loss of principal. Preferred stock is subject to many of the risks associated with debt securities, including interest rate risk. In addition, preferred stock may not pay a dividend, an issuer may suspend payment of dividends on preferred stock at any time, and in certain situations, an issuer may call or redeem its preferred stock or convert it to common stock. High yielding stocks are often speculative, high-risk investments. These companies can be paying out more than they can support and may reduce their dividends or stop paying dividends at any time, which could have a material adverse effect on the stock price of these companies and the Fund's performance. PFFV is non-diversified. The information provided is not intended for trading purposes, and should not be considered investment advice.

Variable and Floating Rate Securities may have limits on the maximum increases in coupon rates and may lag behind changes in market rates. A downward adjustment in coupon rates may decrease the Fund's income as a result of its investment in variable or floating rate securities. Performance of companies in the Financials sector may be adversely impacted by many factors, including, among others, government regulations, economic conditions, credit rating downgrades, changes in interest rates, and decreased liquidity in credit markets.

This material must be preceded or accompanied by the current fund prospectus. Read it carefully before investing.

Shares of ETFs are bought and sold at market price (not NAV) and are not individually redeemed from the Fund. Brokerage commissions will reduce returns. Beginning October 15, 2020, market price returns are based on the official closing price of an ETF share or, if the official closing price isn't available, the midpoint between the national best bid and national best offer ("NBBO") as of the time the ETF calculates current NAV per share. Prior to October 15, 2020, market price returns were based on the midpoint between the Bid and Ask price. NAVs are calculated using prices as of 4:00 PM Eastern Time. The returns shown do not represent the returns you would receive if you traded shares at other times. Indices are unmanaged and do not include the effect of fees, expenses or sales charges. One cannot invest directly in an index.

Since the Fund's shares did not trade in the secondary market until several days after the Fund's inception, for the period from inception to the first day of secondary market trading in shares, the NAV of the Fund is used to calculate market returns.

Global X Management Company LLC serves as an advisor to the Global X Funds. The Funds are distributed by SEI Investments Distribution Co. (SIDCO, 1 Freedom Valley Drive, Oaks, PA, 19456), which is not affiliated with Global X Management Company LLC or Mirae Asset Global Investments. Global X Funds are not sponsored, endorsed, issued, sold or promoted by ICE Data Indices, LLC, nor does ICE Data Indices, LLC make any representations regarding the advisability of investing in the Global X Funds. Neither SIDCO, Global X nor Mirae Asset Global Investments are affiliated with ICE Data Indices, LLC.