



Authored by:
Madeline Ruid

Date: June 01, 2023
Topic: **Thematic**



Related ETFs

Please click below for fund holdings and important performance information.

CTEC – Global X CleanTech ETF

RNRG – Global X Renewable Energy Producers ETF

WNDY – Global X Wind Energy ETF

AQWA – Global X Clean Water ETF

KROP – Global X AgTech & Food Innovation ETF

GRNR – Global X Green Buildings ETF

GLOBAL X ETFs RESEARCH

Recent Climate Change & CleanTech Reports Suggest Potential Large Long-Term Investment Opportunities

Three notable climate change and cleantech reports were published earlier this year: the Intergovernmental Panel on Climate Change (IPCC)’s final report in its current report cycle; the International Renewable Energy Agency (IRENA)’s World Energy Transitions Outlook 2023 Preview; and the Global Wind Energy Council (GWEC)’s annual report. In this piece, we provide summaries of the key findings that lay out the current state of climate change, discuss how the world can move to a more sustainable future through clean technologies, and offer our view on what this means for investors in clean energy themes.

Key Takeaways

- Immediate, deep, and sustained greenhouse gas (GHG) emissions cuts are required to limit the global average temperature increase to 1.5°C to 2°C warming targets.¹
- To limit warming to 1.5°C, it is estimated that global investment across all energy transition technologies needs to reach \$150 trillion by 2050.²
- While the wind power sector is likely to benefit from increasingly positive government policies, more investments are needed for the technology to stay on track with 1.5°C scenarios.³

IPCC Report: Rapid Decarbonization Can Limit Warming but Window of Opportunity is Narrowing

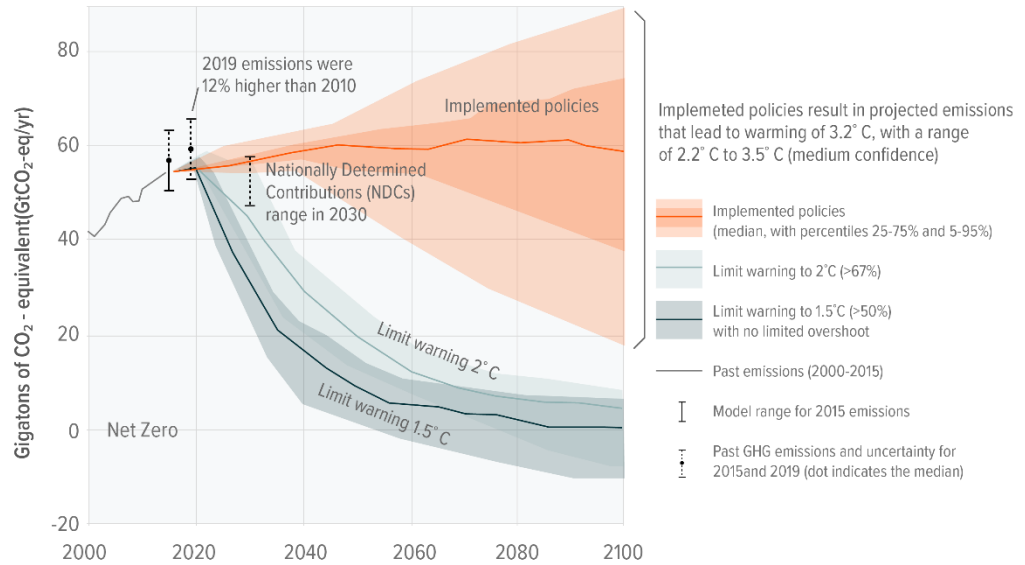
First, the UN IPCC report, titled AR6 Synthesis Report: Climate Change 2023, summarizes all the conclusions from the body’s Sixth Assessment Report cycle. UN Secretary-General António Guterres describes the report as “a survival guide for humanity.”⁴ It provides overviews for 1) the physical science of climate change, including climate projections, 2) the current and future potential impacts of climate change and how adaptation measures can minimize related risks, and 3) how climate change mitigation can limit warming and reduce the overall losses and damages. Summaries below:

The Physical Science: Human activities and the resulting rapid increase in greenhouse gas emissions “have unequivocally caused” Earth’s temperature to rise.⁵ The Earth’s average global surface temperature has already warmed 1.1°C when comparing 2011-2022 to the ‘pre-industrial’ timeframe of 1850-1900.⁶ Looking forward, given current government policies, scientists now believe it is likely that the world could exceed the critical 1.5°C warming threshold, at least in the near term.⁷ Over the long term, the Earth’s average global surface temperature is forecasted to warm an average of 2.8°C-3.2°C by 2100, well above the 2°C target.⁸ While there is still a chance to limit warming to 1.5°C to 2°C, it requires “deep, rapid, and, in most cases, immediate” emissions cuts.⁹ The chart below shows how various emissions scenarios could impact global temperature change.



NET GLOBAL GREENHOUSE GAS (GHG) EMISSIONS

Sources: Global X ETFs with information derived from Intergovernmental Panel on Climate Change (IPCC). (2023, March 20). Synthesis Report of the IPCC Sixth Assessment Report (AR6).



Note: Chart shows the development of global GHG, CO2 and methane emissions in modelled pathways.

Potential Impacts & Climate Adaptation: The world is already experiencing adverse impacts from warmer temperatures. Future climate change is projected to increase the severity of impacts across both natural and human systems. This includes more extreme heat events, changes in precipitation patterns, increased health risks, melting glaciers and ice sheets, and rising sea levels, among others.¹⁰ As a result, we will need to adapt to changes to ecosystems, food systems, water availability, infrastructure, cities, and health systems.

Climate Change Mitigation: To have the best chance at keeping within the 1.5°C limit, it is forecasted that greenhouse gas emissions need to fall by 43% compared to 2019 levels by 2030, 60% by 2035, and 84% by 2050.¹¹ Limiting warming to 2°C likely requires greenhouse gas emissions to fall by 21% compared to 2019 levels by 2030, 35% by 2035, and 64% by 2050.¹² The IPCC report notes that we have the tools already available to reach net-zero CO₂ and greenhouse gas emissions. These include low- or zero-carbon energy sources, such as renewables and fossil fuels with carbon capture and storage (CCS), energy and water use efficiency measures, electric vehicles, energy storage, biofuels, low-emissions hydrogen, public transport systems, green buildings, and sustainable agriculture practices. The report also notes that rapid and sustained mitigation could reduce projected losses and damages from climate change while delivering co-benefits, including improved air quality and health.¹³

IRENA: Limiting Warming to 1.5°C Creates Potential \$150 Trillion Investment Opportunity in CleanTech

IRENA's latest publication offers a preview of its full report that will come out later this year, titled World Energy Transitions Outlook 2023: 1.5C Pathway. The report is expected to show that while notable progress has been made on the clean energy transition, the current scale and extent of change is not enough to keep warming under 1.5°C, reaffirming the findings from the IPCC.¹⁴

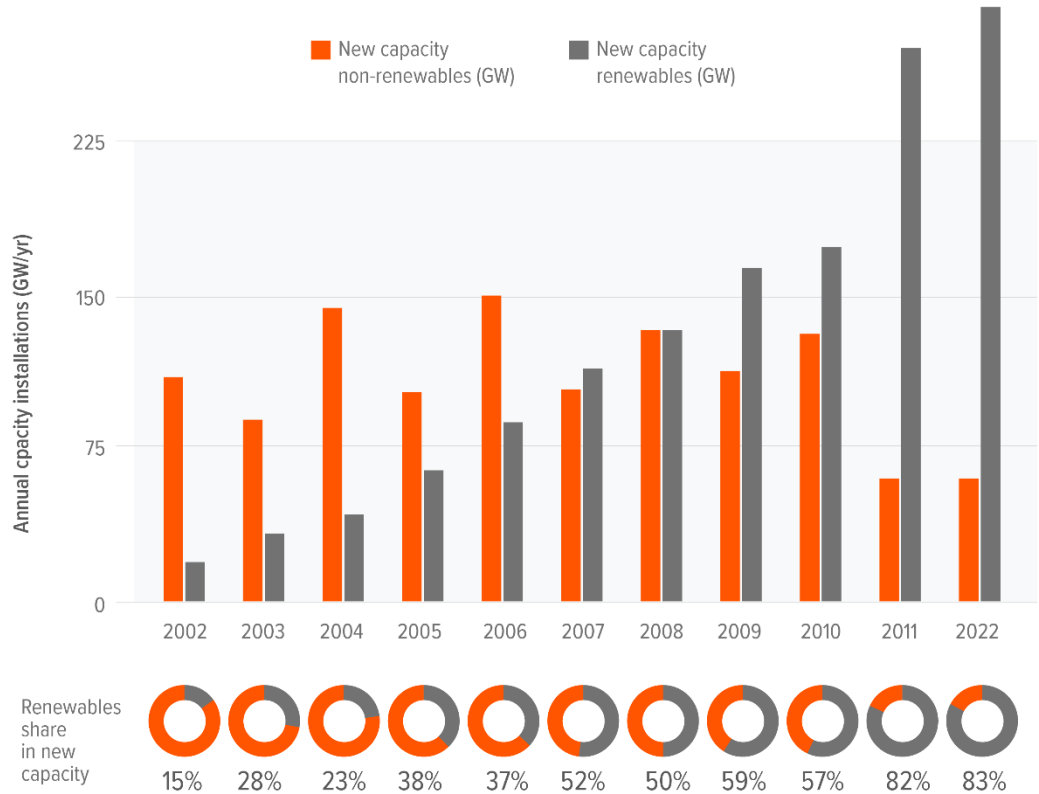
In order to limit warming to 1.5°C, IRENA projects that the power sector would have to add 7,000 gigawatts (GW) of renewable electricity capacity by 2030, or an annual average of 1,000GW.¹⁵ For



context, there are about 3,000GW of renewables globally today, and around 295GW were added worldwide in 2022.¹⁶ Renewables accounted for 83% of total capacity additions last year, as seen in the chart below.¹⁷

ANNUAL POWER CAPACITY EXPANSION, 2002-2022

Sources: Global X ETFs with information derived from International Renewable Energy Agency (IRENA). (2023, March). World Energy Transitions Outlook 2023: 1.5C Pathway; Preview.



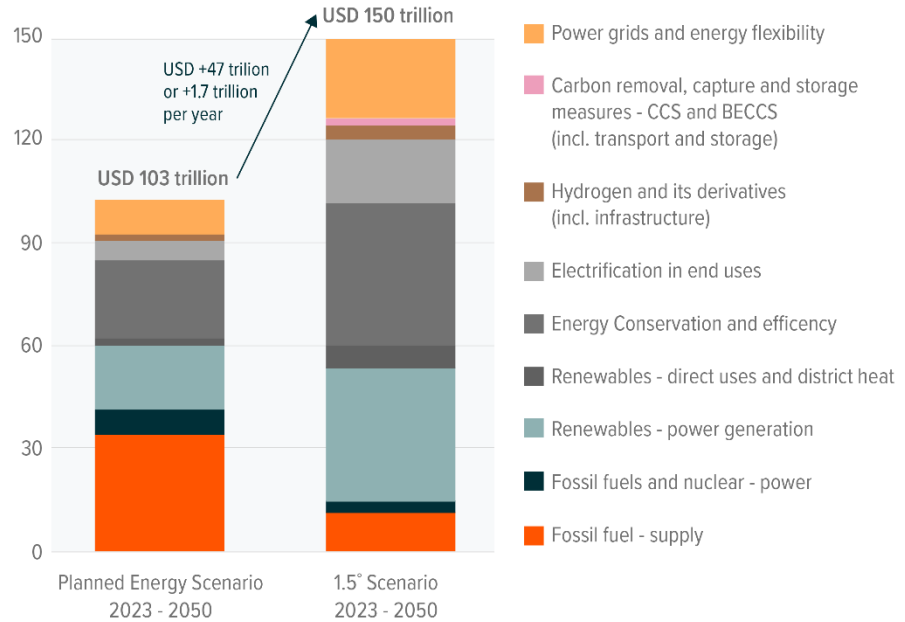
In order to accelerate the clean energy transition to stay on track, IRENA estimates that annual investments across all energy transition technologies need to quadruple from \$1.3 trillion in 2022 to \$5 trillion annually, on average.¹⁸ Over the long term, IRENA projects that global investment across all energy transition technologies needs to total \$150 trillion from 2023 to 2050 to limit warming to 1.5°C.¹⁹ However, the current planned energy scenario, which is based off current governments’ energy plans, sees \$103 trillion in investments between 2023 and 2050.²⁰ This means that there is currently a \$47 trillion investment gap. Over the medium term, IRENA estimates that \$35 trillion of these clean energy investments must occur by 2030 to stay on track.²¹

IRENA notes that current investments are limited to a number of countries and a few technologies. Currently, most investments are going towards solar photovoltaic and wind power systems.²² However, more funding needs to flow to other clean technologies such as biofuels, hydropower, geothermal energy, hydrogen, and energy efficiency and heating systems. The chart below provides a breakdown of the planned energy scenario and 1.5°C scenarios, by technology.



CUMULATIVE ENERGY SECTOR INVESTMENTS, 2023-2050 (USD TRILLION)

Sources: Global X ETFs with information derived from International Renewable Energy Agency (IRENA). (2023, March). World Energy Transitions Outlook 2023: 1.5C Pathway; Preview.



Note: All numbers are estimates. CCS = carbon capture and storage, BECCS = bioenergy, carbon capture, and storage.

GWEC: Wind Power Sector Likely to Rebound in 2023, Although Growth Must Accelerate to Reach Net Zero

The Global Wind Energy Council's latest report reveals that 2022 was the third-best year for wind power capacity installations.²³ Despite a range of headwinds such as supply chain challenges, higher materials and project costs, project delays, and the Russia-Ukraine conflict, 78GW were installed.²⁴

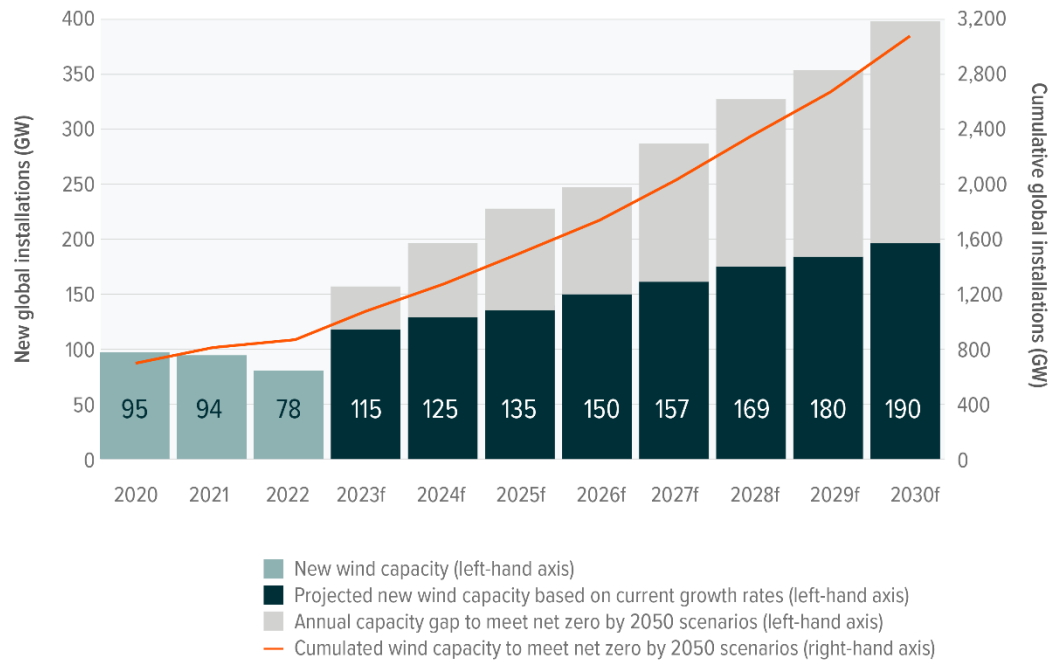
Looking forward, the GWEC forecasts the wind power industry to rebound with 100GW of new capacity in 2023, a projected 15% year-over-year (y-o-y) growth.²⁵ Over the medium term between 2023 and 2027, the GWEC forecasts 680GW of wind power capacity additions. Over the long term between 2023 and 2030, GWEC forecasts 1,078GW of new wind capacity additions, which represents a 143GW or 13% increase from last year's forecast.²⁶ The ongoing dual focus by governments on boosting energy security and mitigating climate change is one of the primary supporting factors for this year's strengthened growth outlook. In particular, the report states, "governments of all major industrialized nations have enacted policies that will result in a significant acceleration of deployment."²⁷

That said, wind power growth needs to accelerate even more to stay on track for net-zero emissions and 1.5°C pathways. GWEC estimates that installations need to grow 5x from 2022's cumulative growth to reach around 400GW annually by the end of the decade, as depicted in the chart below.²⁸



HISTORIC AND FORECASTED WIND POWER CAPACITY, 2020-2030

Sources: Global X ETFs with information derived from Global Wind Energy Council (GWEC). (2023, March 27). Global Wind Report 2023.



Note: f = forecast.

Also in the report, the GWEC warns of a potential impending wind power equipment supply crunch. In its view, spare capacity in the wind energy manufacturing landscape is “likely to disappear by 2026 unless urgent investment is made in the supply chain.”²⁹

Conclusion: Much Work Remains to be Done, Although Potential Investment Opportunity Appears Large

While the clean energy transition is well underway and the policy environment has continued to improve, the growth of clean technologies must accelerate even more to limit warming to the 1.5°C-2°C thresholds and reduce risks. Limiting warming is forecasted to require substantial investments into the clean energy space, upwards of at least \$150 trillion through 2050.³⁰ Consequently, the investment opportunity appears massive. Companies throughout the entire cleantech industry, and related themes such as lithium and battery tech and disruptive materials, stand to potentially benefit. Climate change adaptation will also become increasingly important, which could benefit adaptation-focused themes such as agtech, green buildings, and clean water. Furthermore, cleantech supply chains must continue to expand, or they risk slowing down the transition. In our view, these reports serve as not just a call to action, but also as a reaffirmation of the likely positive long-term outlooks and robust tailwinds for clean technologies and other climate-change related industries.

Footnotes

1. Intergovernmental Panel on Climate Change (IPCC). (2023, March 20). Synthesis Report of the IPCC Sixth Assessment Report (AR6).
2. International Renewable Energy Agency (IRENA). (2023, March). World Energy Transitions Outlook 2023: 1.5C Pathway; Preview.

3. Global Wind Energy Council (GWEC). (2023, March 27). Global Wind Report 2023.
4. Intergovernmental Panel on Climate Change (IPCC). (2023, March 20). Synthesis Report of the IPCC Sixth Assessment Report (AR6).
5. Ibid.
6. Ibid.
7. Ibid.
8. Ibid.
9. Ibid.
10. Ibid.
11. Ibid.
12. Ibid.
13. Ibid.
14. International Renewable Energy Agency (IRENA). (2023, March). World Energy Transitions Outlook 2023: 1.5C Pathway; Preview.
15. Ibid.
16. Ibid.
17. Ibid.
18. Ibid.
19. Ibid.
20. Ibid.
21. Ibid.
22. Ibid.
23. Global Wind Energy Council (GWEC). (2023, March 27). Global Wind Report 2023.
24. Ibid.
25. Ibid.
26. Ibid.
27. Ibid.
28. Ibid.
29. Ibid.
30. International Renewable Energy Agency (IRENA). (2023, March). World Energy Transitions Outlook 2023: 1.5C Pathway; Preview.

This material represents an assessment of the market environment at a specific point in time and is not intended to be a forecast of future events, or a guarantee of future results. This information should not be relied upon by the reader as research or investment advice regarding the funds or any stock in particular. Some of the statements contained in this material may be forward-looking and contain certain risks and uncertainties.

Investing involves risk, including the possible loss of principal. The investable universe of companies in which the Funds may invest may be limited or subject to rapid changes in technology, intense competition, rapid obsolescence of products and services, loss of intellectual property protections, evolving industry standards, and frequent new product productions, and changes in business cycles and government regulation. CleanTech and renewable energy companies may be significantly affected by fluctuations in energy prices and in the supply and demand of renewable energy, seasonal weather conditions, tax incentives, subsidies, and other governmental regulations and policies. Clean Water Companies are subject to significant regulation regarding the usage, treatment, and distribution of water. Clean Water Companies may also be adversely affected by the impact of global climate change on the available supply of clean water reserves. Real estate and REITs are subject to changes in economic conditions, credit risk and interest rate fluctuations. Social responsibility investment criteria limit the types of securities that can be included, which could cause the Fund to underperform other funds that do not have a social responsibility focus. International investments may involve risk of capital loss from unfavorable fluctuation in currency values,



from differences in generally accepted accounting principles or from social, economic, or political instability in other nations. Narrowly focused investments will be more susceptible to factors affecting that sector and subject to more volatility. Emerging markets involve heightened risks related to the same factors as well as increased volatility and lower trading volume. The Funds are non-diversified.

Investments in yieldcos involve risks that differ from investments in traditional operating companies, including risks related to the relationship between the yieldco and the company responsible for the formation of the yieldco. Yieldco securities can be affected by expectations of interest rates, investor sentiment towards yieldcos or the energy sector.

Yieldcos may distribute all or substantially all of the cash available for distribution, which may limit new acquisitions and future growth. Yieldcos may finance its growth strategy with debt, which may increase the yieldco's leverage and the risks associated with the yieldco. The ability of a yieldco to maintain or grow its dividend distributions may depend on the entity's ability to minimize its tax liabilities through the use of accelerated depreciation schedules, tax loss carryforwards, and tax incentives.

Shares of ETFs are bought and sold at market price (not NAV) and are not individually redeemed from the Fund. Brokerage commissions will reduce returns.

Carefully consider the funds' investment objectives, risks, and charges and expenses before investing. This and other information can be found in the funds' full or summary prospectuses, which may be obtained at globalxetfs.com. Please read the prospectus carefully before investing.

Global X Management Company LLC serves as an advisor to Global X Funds. The Funds are distributed by SEI Investments Distribution Co. (SIDCO), which is not affiliated with Global X Management Company LLC. Global X Funds are not sponsored, endorsed, issued, sold or promoted by Solactive AG or Indxx nor do Solactive AG and Indxx make any representations regarding the advisability of investing in the Global X Funds. Neither SIDCO nor Global X are affiliated with Solactive AG and Indxx.

RNRG traded under the ticker YLCO from inception until February 1, 2021.